



Premier Lockers

AUSTRALIA'S LOCKER SPECIALIST



LAMINATE LOCKER

Our Laminate Locker Range is designed to be of superior quality and workmanship. With quality lock options and serviceable seating arrangements available, you can brighten up your tired staff areas with classy colours and designs.

Lockers custom designed to suit your premises and design ideas, with all the latest upgrades: media docking stations, LED lighting, mi-fare access locks, ironing boards, with seating to match.

FEATURES

- ▶ Flush-mounted doors with 180-degree opening capability
- ▶ Key lock as standard, with a range of additional locking mechanisms available
- ▶ Wide range of colour and wood finishes
- ▶ Locker Carcass: Available in either 16mm MR Melamine or 16mm PVC Rigid board
- ▶ Locker Doors: Available in either 13mm Compact Laminate or 18mm Structural MR MDF
- ▶ Internal of Locker: Includes shelf and hanging rail, pending on the design
- ▶ Wide range of accessories to customise your locker

TECHNICAL SPECIFICATIONS

DOOR STYLE	OPTIONS	DIMENSIONS
One Door	View Locker Carcass and Door options in features	1910H x 300W x 500D / 1910H x 400W x 500D
Two Door	View Locker Carcass and Door options in features	1910H x 300W x 500D / 1910H x 400W x 500D
Three Door	View Locker Carcass and Door options in features	1910H x 300W x 500D / 1910H x 400W x 500D
Four Door	View Locker Carcass and Door options in features	1910H x 300W x 500D / 1910H x 400W x 500D
Z - Door	View Locker Carcass and Door options in features	1910H x 300W x 500D / 1910H x 400W x 500D

P: 1300 202 557

www.premier-lockers.com

sales@premier-lockers.com

STOCK COLOURS

Our Laminate Lock Range have a wide range of wood finishes and colours available, please contact one of our sales representatives to find the best fit for you.

STANDARD LOCK OPTIONS



1. Key Lock
2. Pad-latch Lock

We have a wide variety of lock options to choose from, with varying features and locker compatibility. To discuss which locks would best suit your needs and your locker of preference, contact your local sales representative.

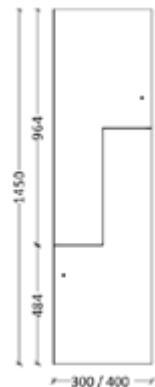
PRODUCT CUSTOMISATION

We focus on delivering products to our customers that meet their specific requirements. As a result of our manufacturing capabilities, if you're looking for a custom size, colour or product, chances are we can do it! Contact your local sales representative for more information.

COMBO

Combo lockers are available with seating or a shoe rack area below the lockers.

- Locker Height: 1450mm
- Total Height: 1900mm with 465mm seat/shoe rack
- Available in 300mm and 400mm wide units
- Bench Seat Height: 465mm
- Overall Depth: 800mm deep including the seat (500mm locker, 300mm seat)
- Internal of Locker: Includes shelf and hanging rail, pending on the design
- Flush-mounted doors with 180-degree opening capability
- Locker Seat: Available in 13mm Compact Laminate only

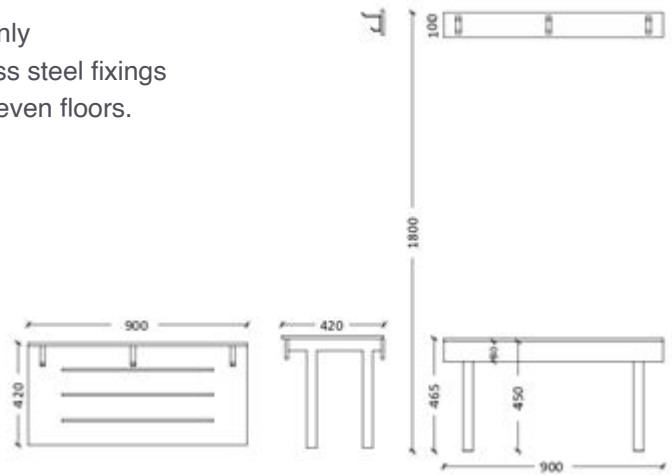


P: 1300 202 557
www.premier-lockers.com
sales@premier-lockers.com

WALL SEATING

Stand-alone seating with hanger rack

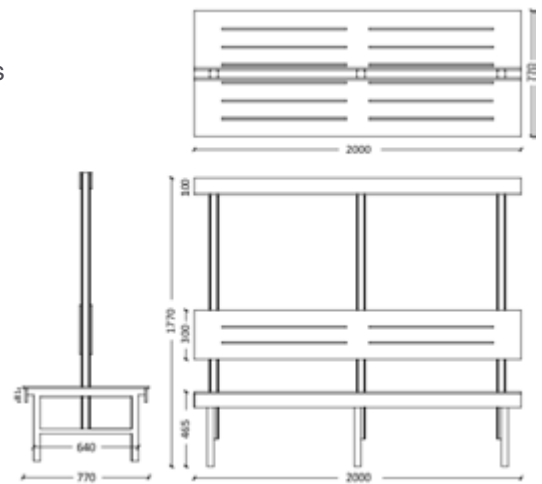
- Wall Seating: Available in 13mm Compact Laminate only
- Bench Frame: Anodized Aluminium frame with stainless steel fixings
- Overall Height: 465mm seat. It can be adjusted for uneven floors.
- Total Width: Available in any size
- Overall Depth: 420mm deep



ISLAND BENCH SEATING

Stand-alone seating with hanger rack (island)

- Island Seating: Available in 13mm Compact Laminate only
- Bench Frame: Anodized Aluminium frame with stainless steel fixings
- Overall Height: 1770mm
- Seat Height: 465mm seat. It can be adjusted for uneven floors.
- Total Width: 700mm, 1400mm or 2100mm overall width.
- Overall Depth: 770mm deep
- Back Rest: 300mm high backrest, 200mm above seat height
- Coat Hook Rail: 100mm high, hooks spaced at 350mm centers



**Premier
Lockers**

AUSTRALIA'S LOCKER SPECIALIST

P: 1300 202 557

www.premier-lockers.com

sales@premier-lockers.com